

ENGLISH

Important assembling suggestions:

- 1.) Before starting, please read our assembling instructions carefully and make yourself familiar with them.
- 2.) Follow our assembling instructions carefully.
- 3.) Compare the listed parts and fitting list to the contents of the cardboard.
- 4.) Prepare the necessary tools for assembling and make sure that the tools are in proper condition. Bad tools lead in some way to difficulties during the assembling.
- 5.) To make sure that the furniture will not be damaged or grated during assembling, prepare an adequate area and cover the floor with the cardboard or another soft pad (i.e. cloth or carpet).
- 6.) We recommend operating always with two or more people.
- 7.) Do not overwind screws. Check the screws from time to time and if necessary retight them.
- 8.) Keep the instruction and service sheets. Perhaps you will need them later on.

Maintenance advice:

For wooden furniture consisting of glass and steel or MDF and coated surface:

Wooden Furniture: Stains can be taken off with a soft, moistened cloth or by using a special polish (available in supermarket and specialized stores). But do not forget to wipe the surface with a dry and soft cloth afterwards.

Steel furniture:

The metal has a varnished surface. The material could show little discrepancies in colour, clouds or stains due to the machine made production which should not be a reason for a complaint. If some metal parts have been twisted out of shape during transport, you could carefully try to twist them into the original position. Please do not overwind the screws and retight them from time to time.

MDF and coated surfaces:

MDF consists of wooden fibres (please read the a.m. instructions). Do not work on the coated surfaces with knives or sharp objects, as this could cause damage the material.

That should not be a reason for complaints afterwards.

Due to machine made production, the MDF parts can have sharp edges. You could chamfer them with a fine standard sand paper. Please do it carefully in order to make sure that you will not remove too much of the material.

Warning:

Carrying out the assembly is for adults only. Please, keep your children away during assembling. Children might take small parts or fittings away or swallow them up. During assembling it could also happen that parts of your furniture fall down on your children. Please, therefore, protect them and make sure that you carry out the assembling in their absence.

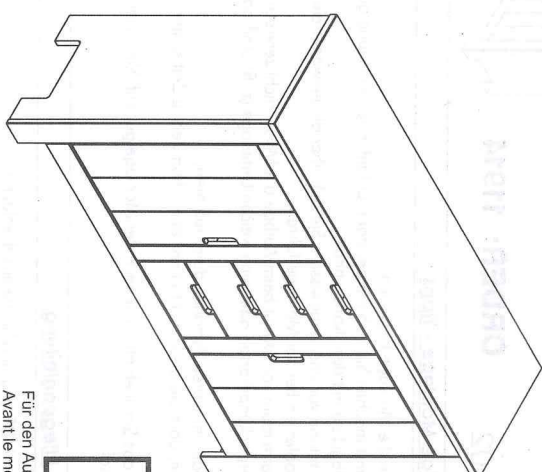
If your piece of furniture consists of glass, it should be handled carefully during assembling. Glass can break at any time and cause injuries. Therefore, you should protect your eyes and hands by wearing special clothing and safety shoes, available in the supermarkets and specialized stores.

We are not liable for any material damage or injuries resulting from faulty assembling. We are also not liable for any damage resultant from lack of maintenance during use. (i.e. retightening of screws, and etc...). We are not liable for any damage caused by faulty use or use against its purpose.

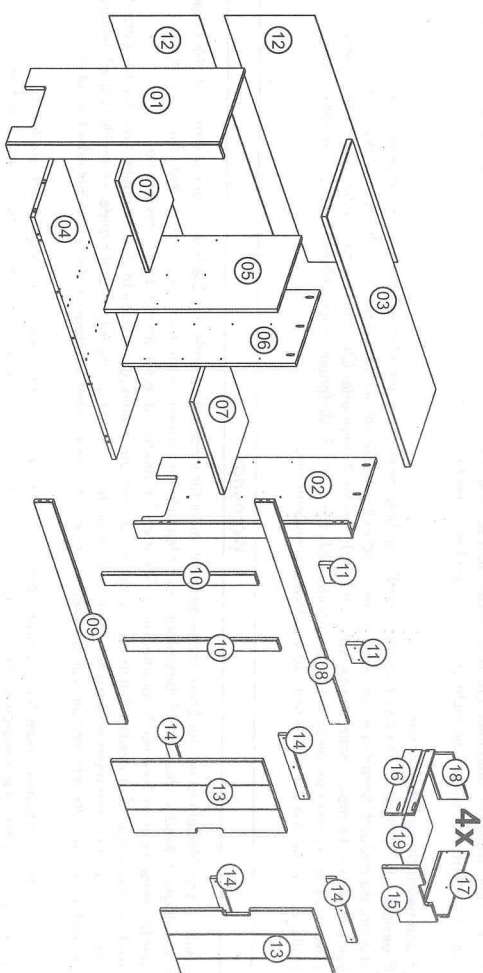
We wish you a lot of joy and pleasure with your new piece of furniture.












Your Quality Assurance Team by Inter Link SAS




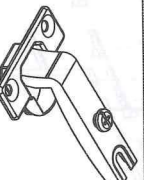


KOMODA BERTRAM

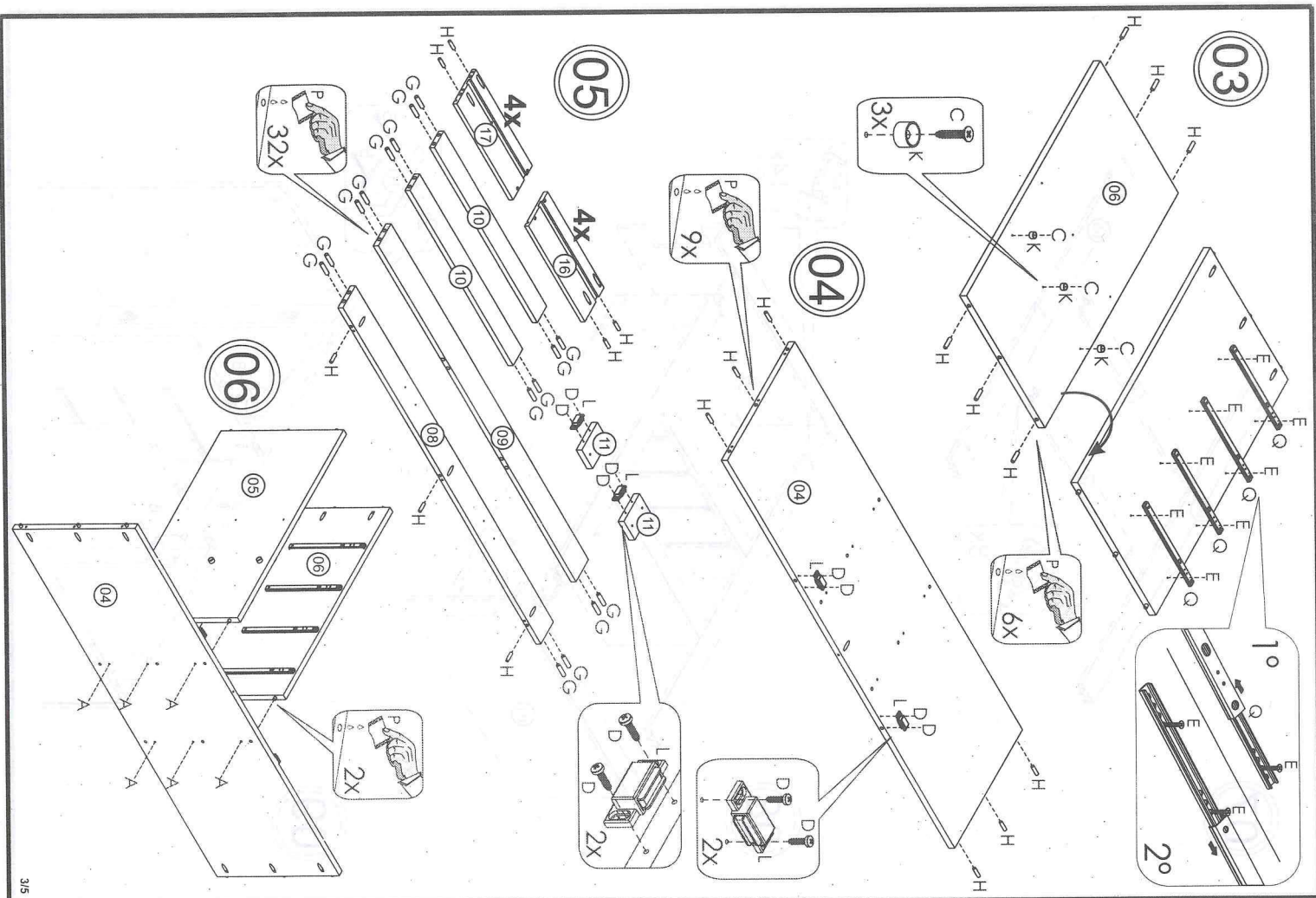
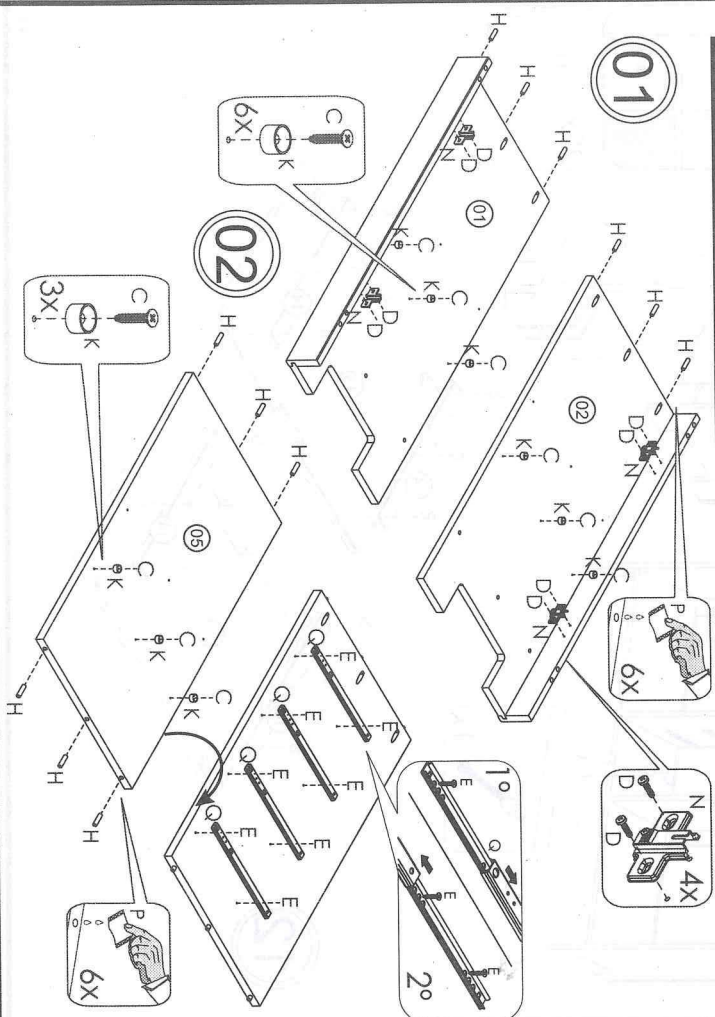


Für den Aufbau werden die hier abgebildeten Werkzeuge benötigt.
Avant le montage, se munir des outils nécessaires.
For the assembly you need the tools shown above.

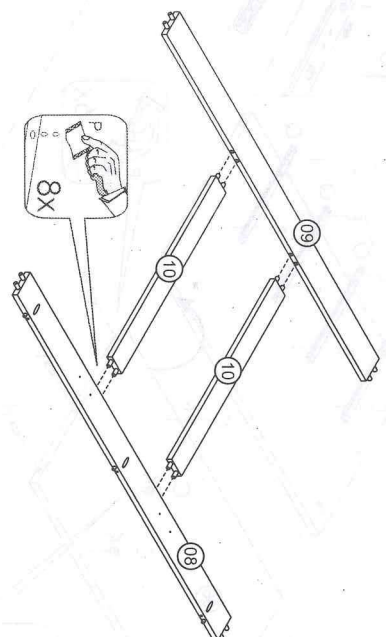


A		06
B		70
C		12
D		24
E		24
F		08
G		16
H		43
I		22
J		01
K		12

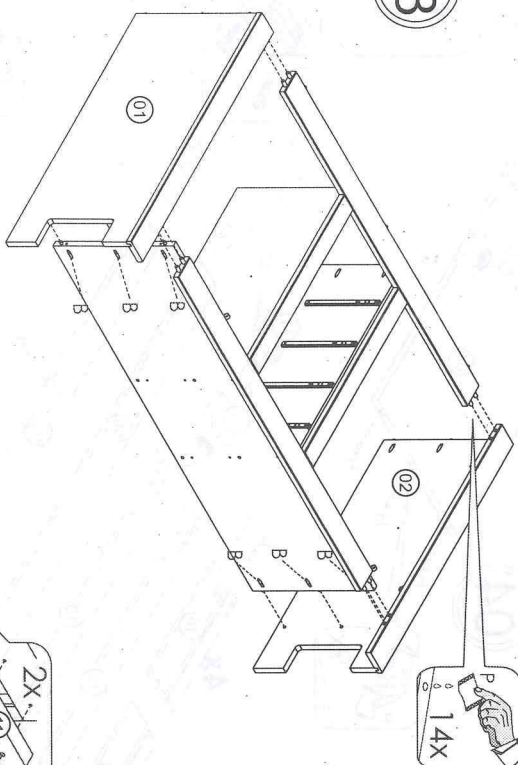
L		04
M		04
N		04
O		04
P		03
Q		08



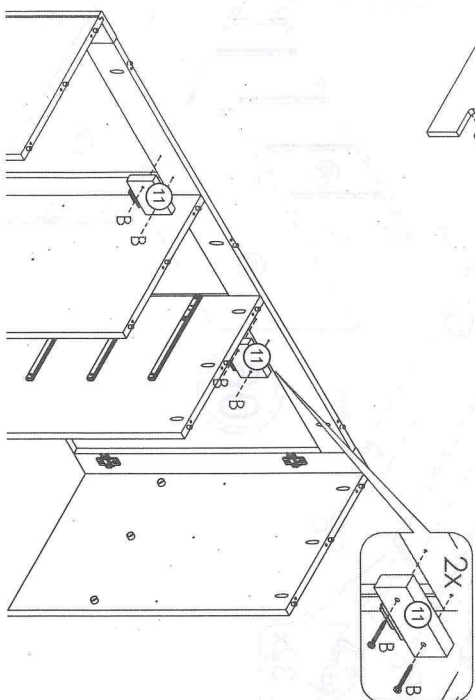
07



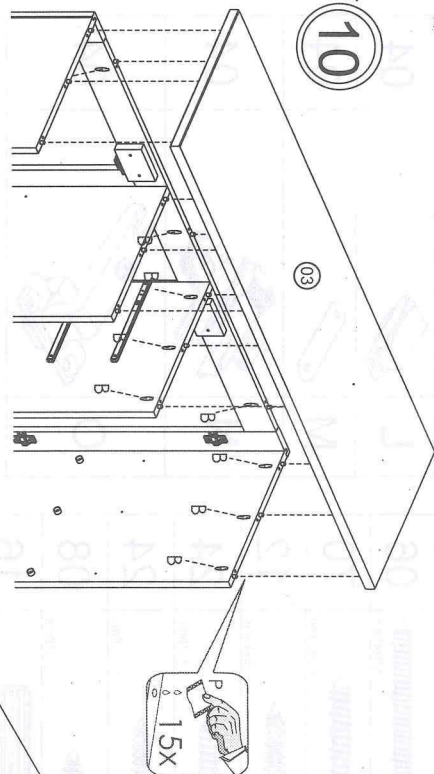
08



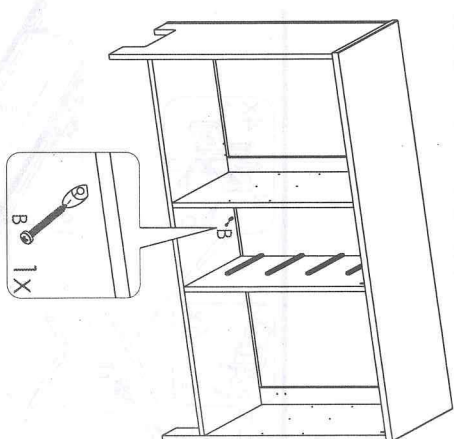
09



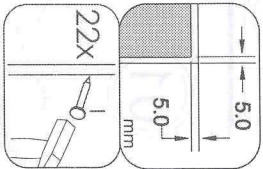
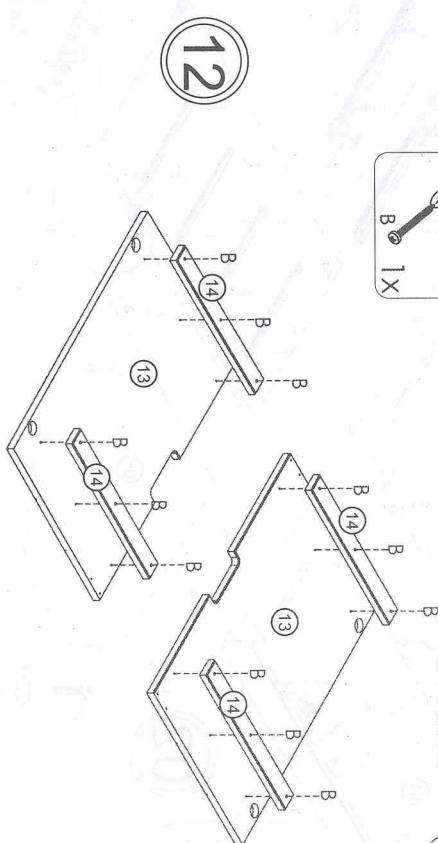
10

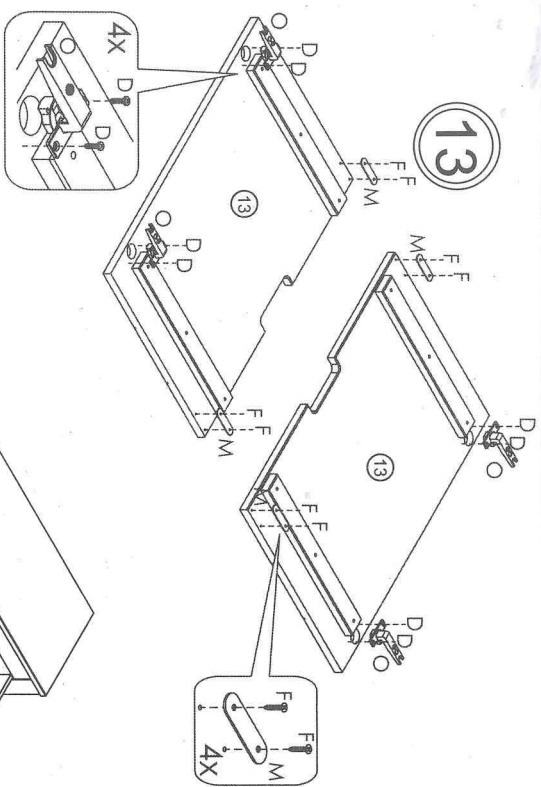


11

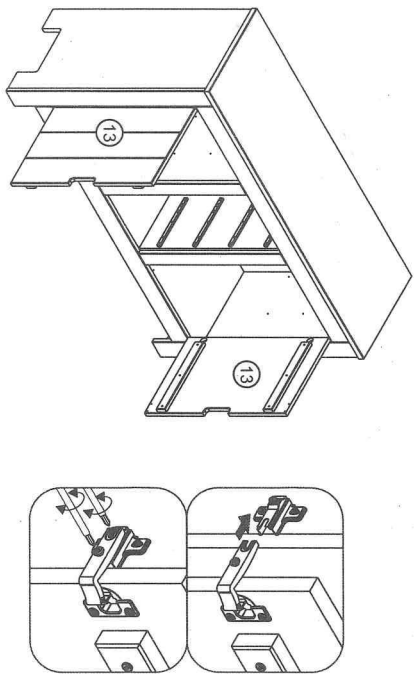


12

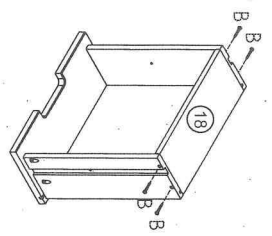
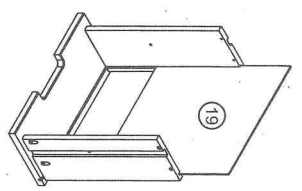
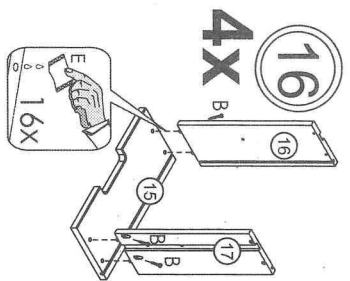
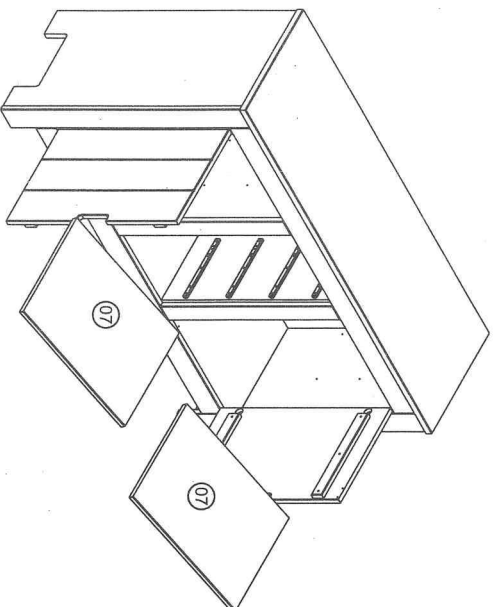




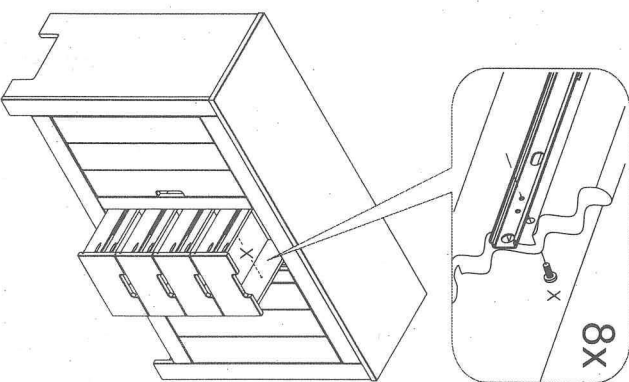
14



15



17



Achtung	Warning	Attention
Möbel nie im befüllten Zustand verschieben. Sie können instabil werden, zusammenbrechen, umkippen oder andere Schäden können entstehen. Auch die Befüllung kann beschädigt werden.	Do not move your piece of furniture if loaded. Doing so, your piece of furniture could become instable, collapse, tip over, and/or cause serious injuries.	Ne pas déplacer l'unité lorsqu'elle est chargée. Forte ainsi peut causer l'instabilité, l'effondrement ou le renversement du meuble et/ou des endommagements sérieux.

Achtung	Warning	Attention
Sofern Glassteile mitgeliefert werden, bitten wir Sie, diese während der Montage mit Vorsicht zu behandeln. Glas kann jederzeit brechen und somit Verletzungen verursachen. Schützen Sie deshalb unbedingt Ihre Augen und Hände mit im Handel erhältlichem Schutzkleidung.	Risk of breaking glass. If your piece of furniture consists of glass handle it carefully during assembly. Use eye and hand protection. Improper handling can result in cuts or lacerations.	Risque de bris de verre. Faites attention lors de la manipulation du verre pendant l'assemblage. Utilisez des protections pour les yeux et les mains. Une mauvaise manipulation peut provoquer des coupures ou des lacerations.